



BOOKING PARK RESERVATIONS

Worlds Teams and Guests

WALT Disney World[®]
RESORT

My Disney Experience

Walt Disney World® Resort



Create. Link. Reserve.

Linking Park tickets in *My Disney Experience* enables access to the Park reservation booking system.

1

Create Disney Account

You must create a new Disney account. Then, create a Family & Friends list.

2

Link Park Tickets

You must link valid admission in order to access the Park reservation system.


3

Book Park Reservations


Once you receive your ticket order, you must book Park reservations for each day your Guests plan to visit a Park.

Create a New Disney Account

- Navigate to StartYourDisneyExperience.com
- Create a new Disney account
- For the purposes of planning for your team, please do not use an existing Disney account.



Let's Set Up Your Disney Account Disney account



Sign up to:

- ✓ **Build your dream vacation.** Save items in your cart for convenient access.
- ✓ **Manage your travel plans.** Create and share vacation details and itineraries with family and friends.
- ✓ **Travel with ease.** Connect your tickets and Annual Passes to your MagicBand or card.
- ✓ **Enjoy easy hotel registration.** Skip lobby check-in and head directly to your room at a Disney Resort hotel.
- ✓ **Relive your vacation.** View all your Disney PhotoPass photos.

Sign-In Information

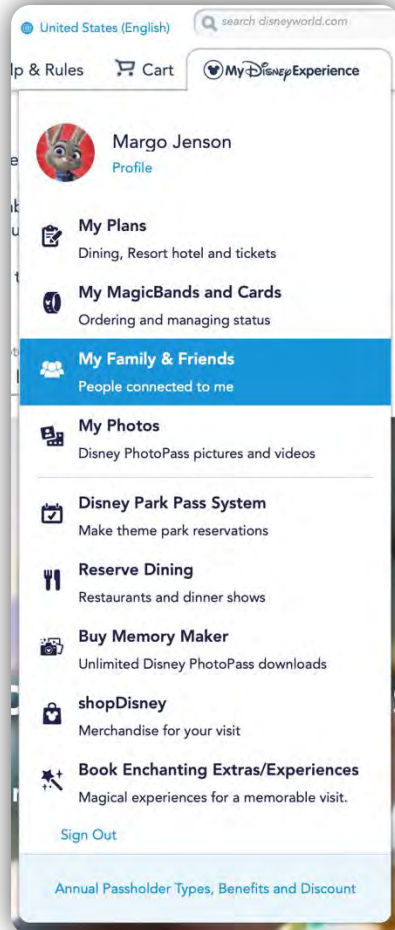
*required field

Email* Confirm Email*

Mickey55@domain.com Reenter email address.

[Cancel](#) [Create Account](#)

Add Travel Party



My Family & Friends List

Family & Friends lets you connect everyone in your travel group so you can manage your tickets, reservations and plans—seamlessly!



Margo Jenson
Me

My list is shared.

[Update](#)

[+ Add a Guest](#)

Add Travel Party (continued)

Add a Guest

How would you like to add this Guest?

- ☐ Find through my connected Guests.
- ☐ Import from a Walt Disney World Resort hotel reservation.
- ☒ I'll enter their name and age.

Title First Name* M.I. *required field

Last Name* Suffix

Age* Month* Day* Year*

- ☒ I want to manage all plans for this Guest. ☐ Invite this Guest to connect.



What information can my Family & Friends see? [Learn More](#)

Cancel

Done

My Family & Friends List

Family & Friends lets you connect everyone in your travel group so you can manage your tickets, reservations and plans—seamlessly!

	Margo Jenson Me	My list is shared.	Update
	Greyson Jenson Age 15+	Plans managed by me	Update
	James Jenson Age 18+	Plans managed by me	Update
	Lilly Jenson Age 18+	Plans managed by me	Update
	Amelia Jenson Age 17	Plans managed by me	Update

[+ Add a Guest](#)

Link Park Tickets

My Disney Experience

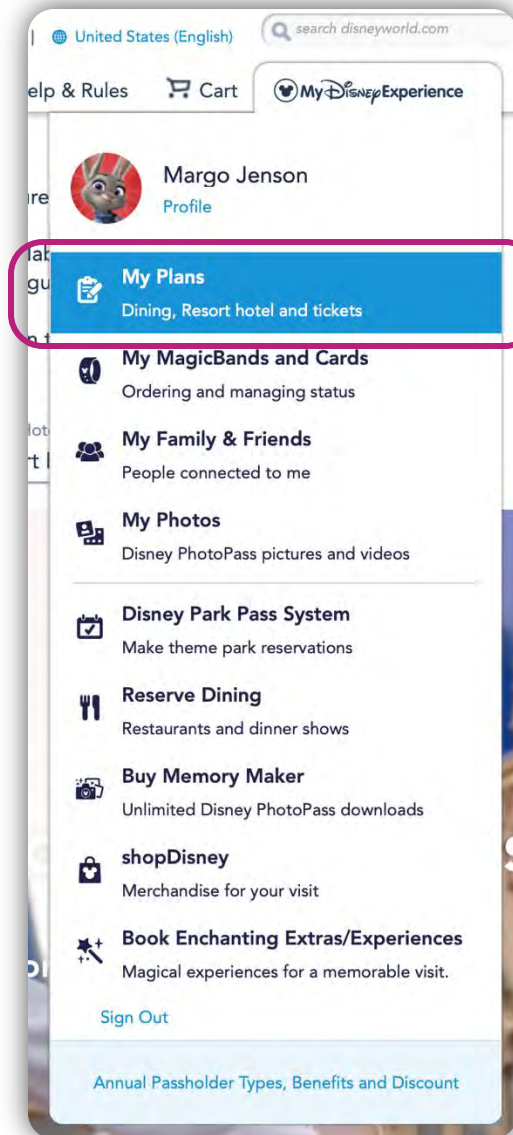


Worlds Ticket Order Email

- To begin, you'll need your ticket order number.
- When the order is paid in full, you will receive an email with your ticket order number.
- You will use this ticket order number to claim your tickets and make Park reservations.

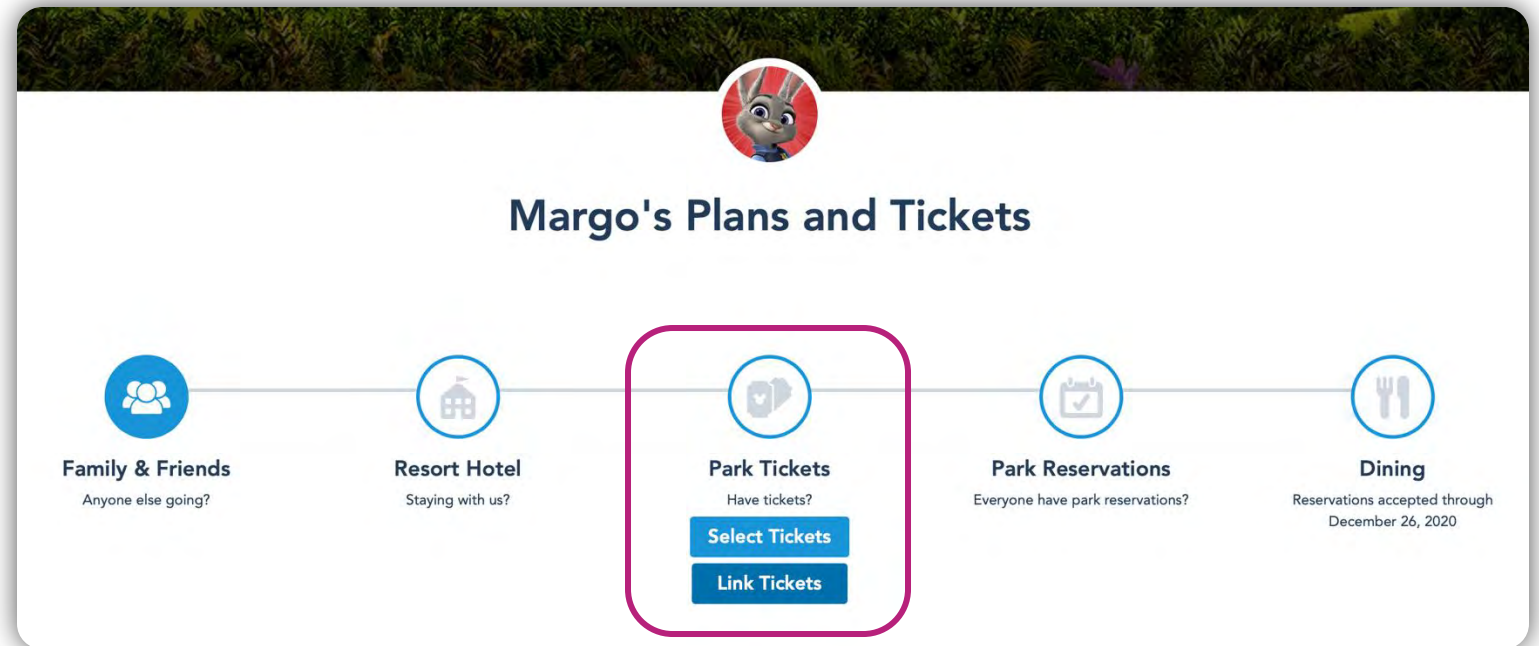
My Plans

- In the *My Disney Experience* drop-down menu, click the **My Plans** option



Link Park Tickets

- Click the **Park Tickets** icon
- Click the **Link Tickets** button



Enter Ticket Order Number

- Enter the ticket order number you received from Varsity into the *ID Number* field.
- Press the **[Tab]** key and wait for the system to finish processing your entry; this may take several seconds
- Click the **Next** button

Please Enter Your Ticket or Pass Number

Theme Park Tickets or Passes * required field

Enter your Will Call Confirmation Number or Ticket ID for up to 10 tickets or passes.
Did you purchase your tickets as part of a vacation package? [Link Them to Your Account.](#)

ID Number *

XTG3F12VH00GY61KCI

+ Add Another ID Number

Find your ticket type to help locate the ID number.



A12B CD34 5EF6

12-digit ID Number



Is the purchase date printed on your ticket prior to 2010?
Please call (407) 939-4357 for information on how you can use pre-2010 tickets. Guests under age 18 must have parent or guardian permission to call.

Cancel Enter Assign Confirm Next

1 2 3

Match Tickets to Guests

- Match each ticket to the appropriate Guest
- Click the **Next** button

Match Each Item to a Guest

Be sure you match each ticket to the person who will use it for theme park admission and FastPass+ service. Select yourself, someone in your Family & Friends list, or add a new Guest.

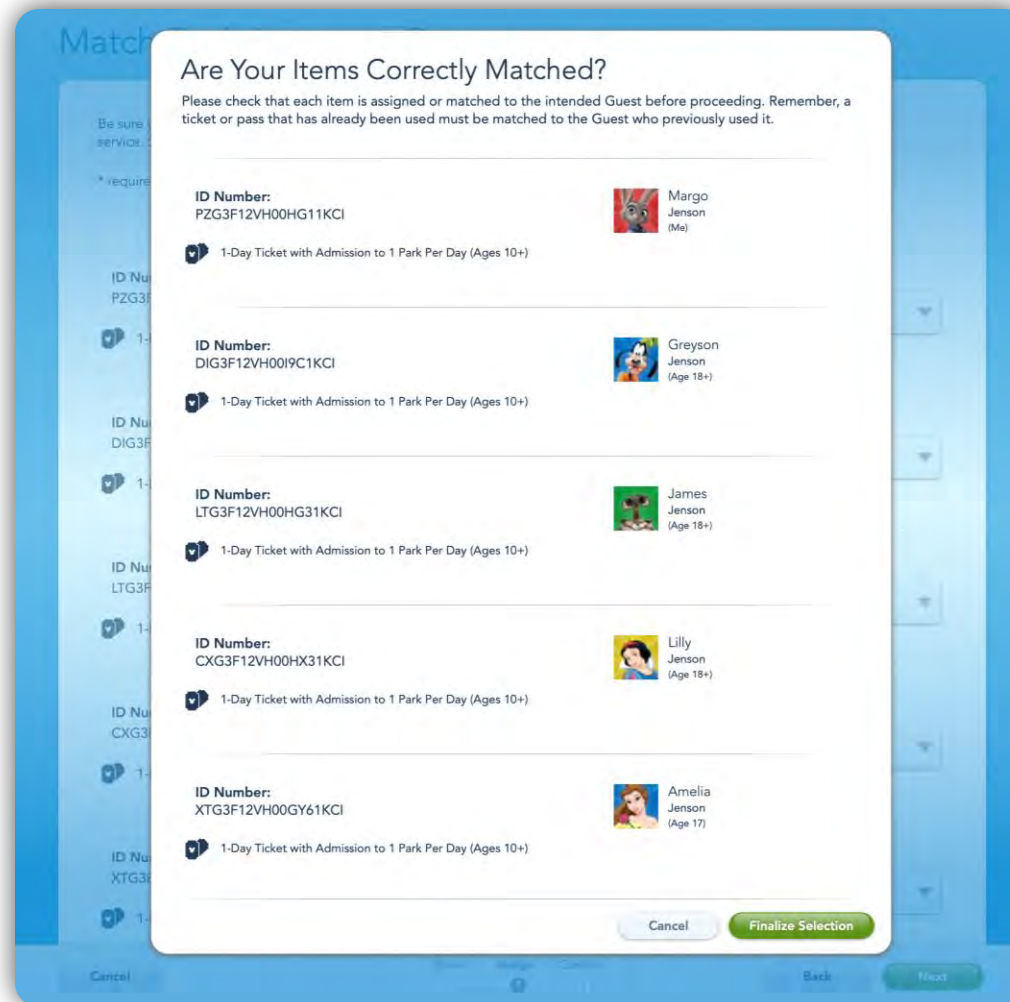
* required field

ID Number: PZG3F12VH00HG11KCI	Match to:*
1-Day Ticket with Admission to 1 Park Per Day (Ages 10+)	Margo Jenson (Me)
ID Number: DIG3F12VH00I9C1KCI	Match to:*
1-Day Ticket with Admission to 1 Park Per Day (Ages 10+)	Greyson Jenson
ID Number: LTG3F12VH00HG31KCI	Match to:*
1-Day Ticket with Admission to 1 Park Per Day (Ages 10+)	James Jenson
ID Number: CXG3F12VH00HX31KCI	Match to:*
1-Day Ticket with Admission to 1 Park Per Day (Ages 10+)	Lilly Jenson
ID Number: XTG3F12VH00GY61KCI	Match to:*
1-Day Ticket with Admission to 1 Park Per Day (Ages 10+)	Amelia Jenson

CancelEnter 1Assign 2Confirm 3BackNext

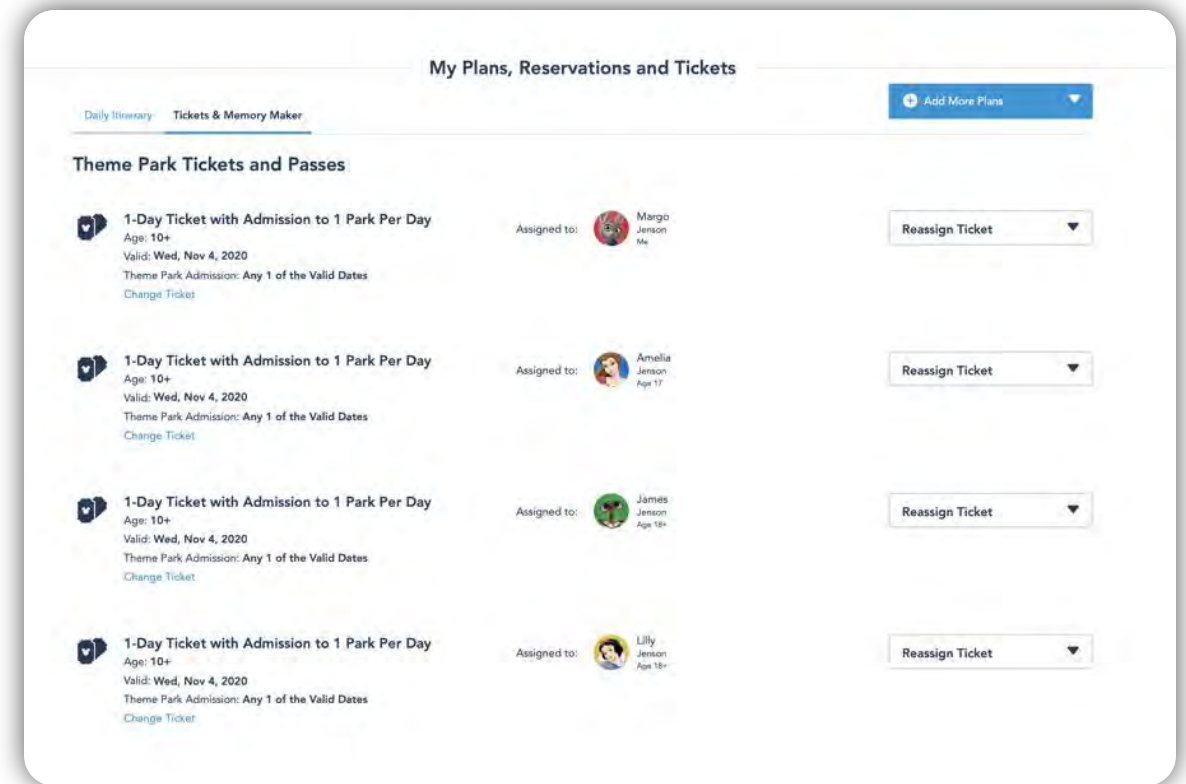
Confirm Guests

- Verify each ticket is being matched to the correct Guest
- Click the **Finalize Selection** button



Confirm Linked Tickets

- Return to the *My Plans* page
- Select the *Tickets & Memory Maker* tab
- View linked tickets



Park Reservations

Walt Disney World® Resort



Theme Park Reservation Availability Calendar

Theme Park Reservation Availability

Check to see if your desired date and park is currently available before purchasing your ticket, Annual Pass or package. Please keep your preference in mind when selecting your ticket. You will need to make your theme park reservation after purchasing.

To enter one of the parks, each Guest is required to have a theme park reservation in addition to valid admission.

Theme Park Tickets

Disney Resort Guests

< June 2020 >

S	M	T	W	T	F	S
	1	2	3	4	5	6
7	8	9	10	11	12	13
14	15	16	17	18	19	20
21	22	23	24	25	26	27
28	29	30				

■ All Parks Available ■ Some Parks Available ■ No Parks Available

Parks with Available Reservations on June 24, 2020

- ✓ Magic Kingdom
- ✓ Epcot
- ✗ Disney's Animal Kingdom
- ✓ Disney's Hollywood Studios

To enter one of the parks, each Guest is required to have a theme park reservation in addition to valid admission. Reservations are subject to cancellation at any time. Park entry not guaranteed.

You must verify that the desired Park is available on the desired date prior to purchasing a ticket

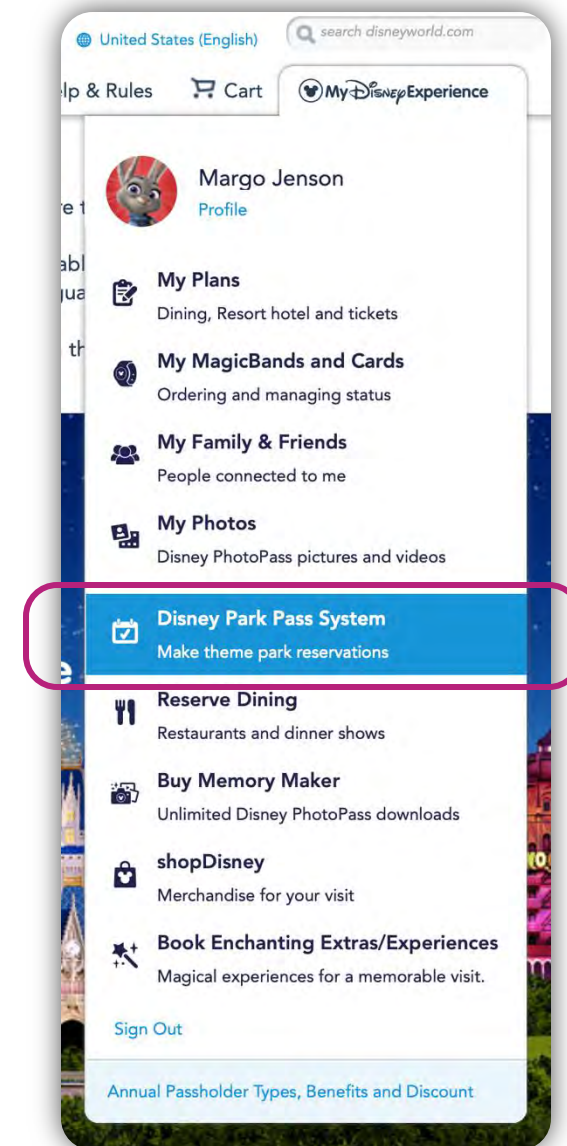
You may view multiple months

Date availability is indicated by color

Park availability will be shown after selecting a date

Disney Park Pass System

- In the *My Disney Experience* drop-down menu, click the **Disney Park Pass System** option




Create Travel Party

Create Your Party


Your Party (3)

[Unselect All](#)


☒

Margo Jenson (Me)

☒

Amelia Jenson


☒

Greyson Jenson


Anyone Else Going?

[Select All](#)

☐

James Jenson

☐

Lilly Jenson

[+ Add a Guest](#)

[Back](#)

[Continue](#)

1

Select Guests in the travel party

2

Click the **Continue** button

Select Date and Park


Select Date and Park

Select a Date


< November 2020 >

Sunday	Monday	Tuesday	Wednesday	Thursday	Friday	Saturday
1	2	3	4	5	6	7
8	9	10	11	12	13	14
15	16	17	18	19	20	21
22	23	24	25	26	27	28
29	30					


Select a Park




Magic Kingdom Park
9:00 AM – 6:00 PM



Epcot
11:00 AM – 8:00 PM



Disney's Hollywood Studios
10:00 AM – 7:00 PM



Disney's Animal Kingdom Theme Park
9:00 AM – 5:00 PM

Back

3

Select the desired date to visit a Park

4

Select the desired Park

Review and Confirm

Review Park
reservation details

6


Read and agree
to Terms and
Conditions

7

Click the
Confirm button

8


Review and Confirm




Magic Kingdom Park

Valid on: Wed, November 4, 2020
Arrive between: 9:00 AM – 6:00 PM


Your Party (4)




Margo
Jensen
(Me)



Amelia
Jensen



Greyson
Jensen



James
Jensen

☒ I have read and agree to the [terms and conditions](#), including the [COVID-19 liability waiver](#)

Back

Confirm

©Disney

20

My Plans

View Park reservation

9

Repeat as necessary

10

My Plans, Reservations and Tickets


Daily Itinerary

Tickets & Memory Maker

+ Add More Plans

▼ Wednesday, November 4

Hide Park Hours





Magic Kingdom Park

Park Hours: 9:00 AM – 6:00 PM

Arrive between:

9:00 AM – 6:00 PM






Disney Park Pass

Magic Kingdom Park


View Details

4 Guests




Margo Jensen

Me




Amelia Jensen

Age 17



Greyson Jensen

Age 18+



James Jensen

Age 18+

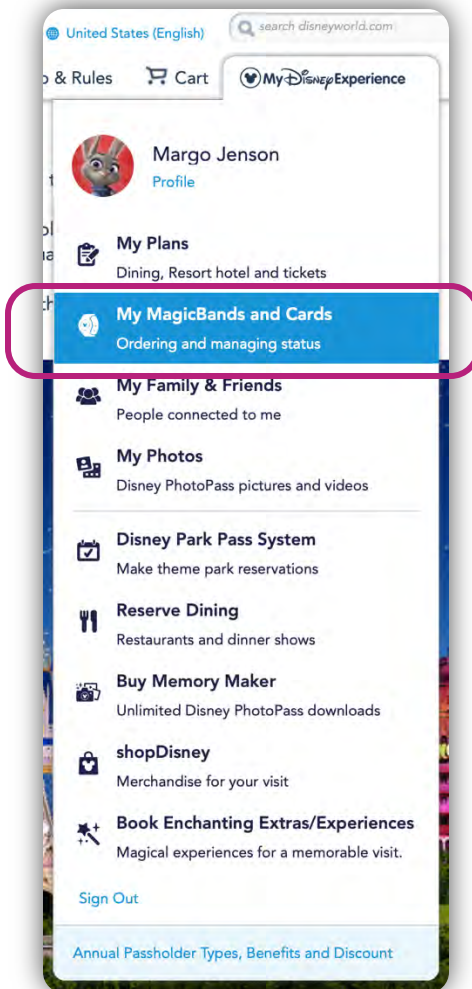
Link Tickets to Ticket Media

My Disney Experience Website



My MagicBands and Cards

- When you arrive at the Worlds check-in location at *Walt Disney World*® Resort, you will receive ticket media for each ticket purchased.
- You now will need to link tickets and Park reservations to this ticket media.



Link a MagicBand

Don't See a Purchased MagicBand?

If you purchase a MagicBand and don't do in-store set-up, you'll need to link the MagicBand ID Number to your account.

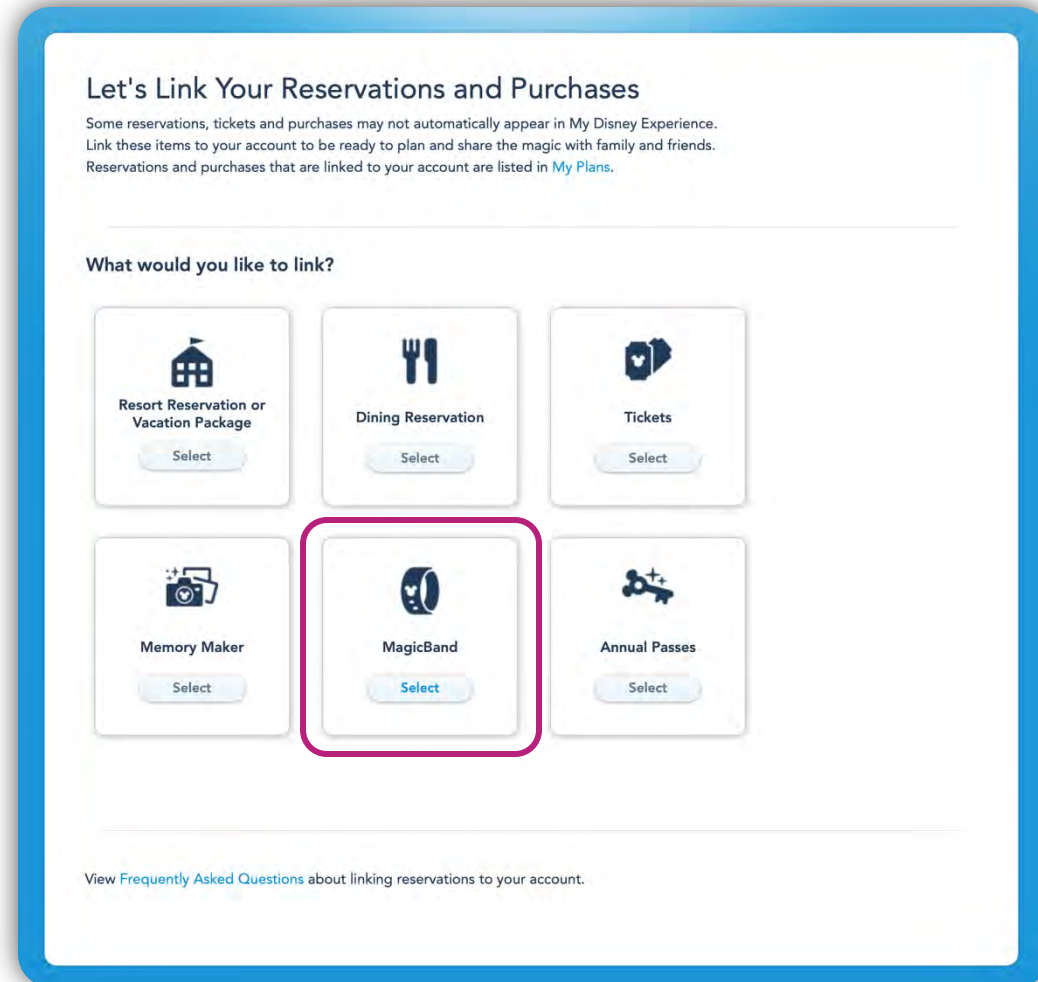
Don't See a Resort Reservation MagicBand?

If a MagicBand received with a Disney Resort hotel reservation isn't listed, you'll need to link the reservation to your account.

[Link](#)

Claims Page

- On the *Claims* page, click the ***MagicBand*** option to add tickets and Park reservations to this ticket media



Enter ID Number



- Enter the ID Number from the back of each piece of ticket media
 - Up to ten ID Numbers can be entered at one time
- Click the **Next** button

Please Enter Your MagicBand ID Number

* required field

MagicBand

Enter your MagicBand ID Number for up to 10 MagicBands.

Did you purchase your MagicBands as part of a vacation package? [Link Them to Your Account.](#)

A MagicBand ID number is required to complete this step. Refer to the diagram to locate the ID number.

ID Number *

07013F260204

+ Add Another ID Number

A diagram of a blue MagicBand is shown. A line points to the interior of the band, labeled "Band interior (behind Mickey)". To the right, a close-up of the band's interior shows a 12-digit ID number "1234-1234-1234" highlighted with a red box. Below the diagram is a small icon of a MagicBand and a card.

12-digit ID Number

Cancel Enter Assign Confirm 1 2 3 Next

Match to Guests

- Match each ID Number to the appropriate Guest
- Click the **Next** button


Match Each Item to a Guest

Match each item to the person who will use it. Select yourself, someone from your Family & Friends list, or add a new Guest.

* required field

ID Number:
21527A074121

Match to:*

 Greyson Jensen

Cancel Enter Assign Confirm Back Next

1 2 3


Confirm Guests

- Verify each piece of ticket media is being matched to the intended Guest
- Click the **Finalize Selection** button

Are Your Items Correctly Matched?

Please check that each item is assigned or matched to the intended Guest before proceeding. Remember, a ticket or pass that has already been used must be matched to the Guest who previously used it.

ID Number:
21527A074121



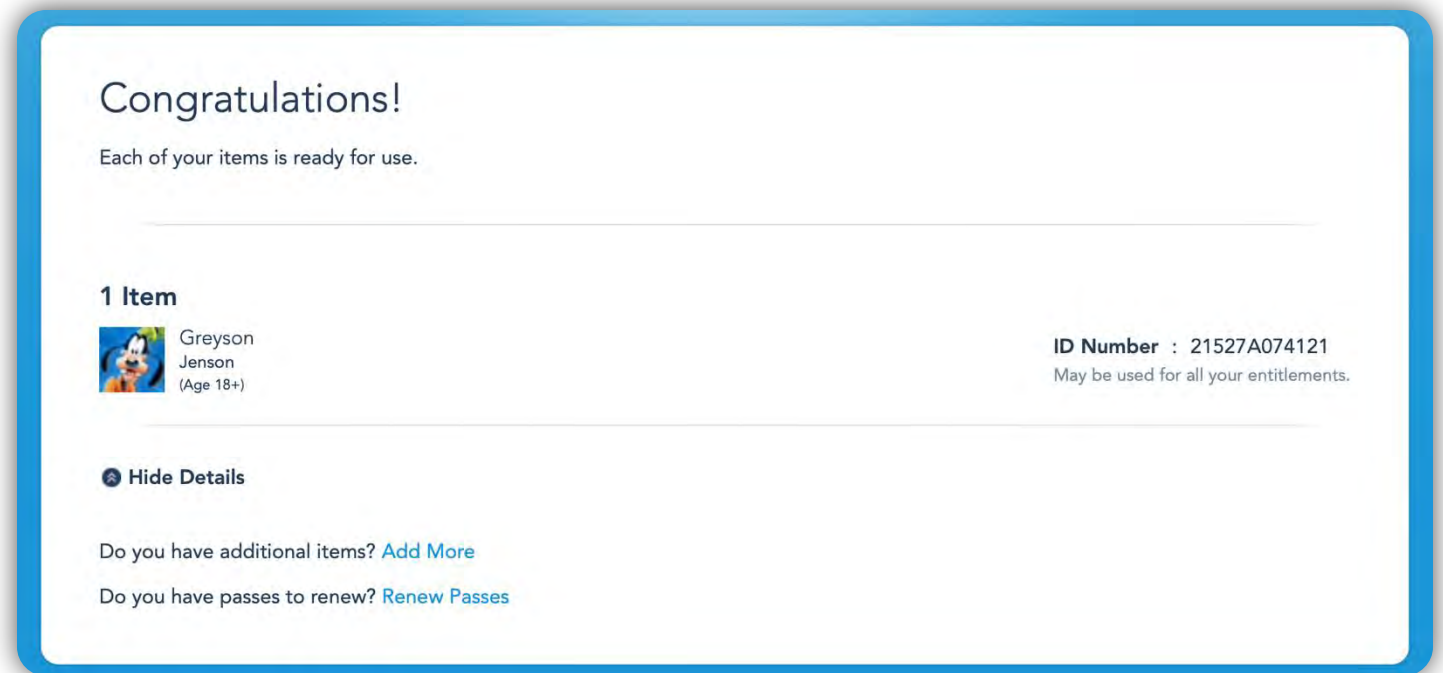
Greyson
Jenson
(Age 18+)

Cancel

Finalize Selection

Distribute to Guests

- Write the appropriate Guest's name on each piece of ticket media before distribution
- Repeat this process for remaining Guests

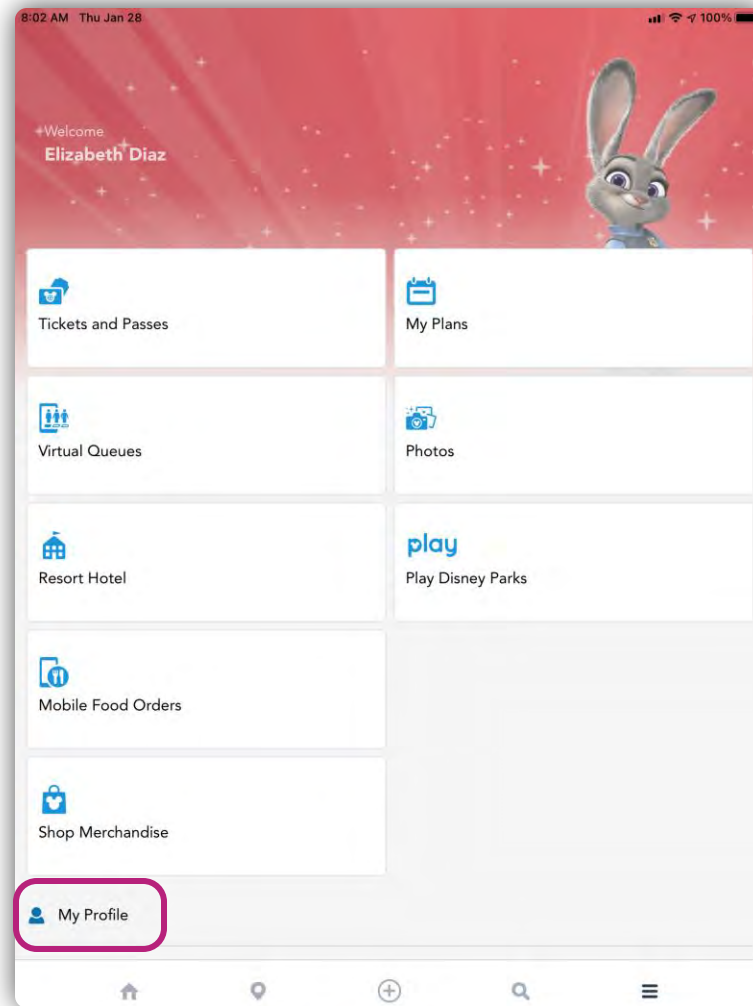


Link Tickets to Ticket Media

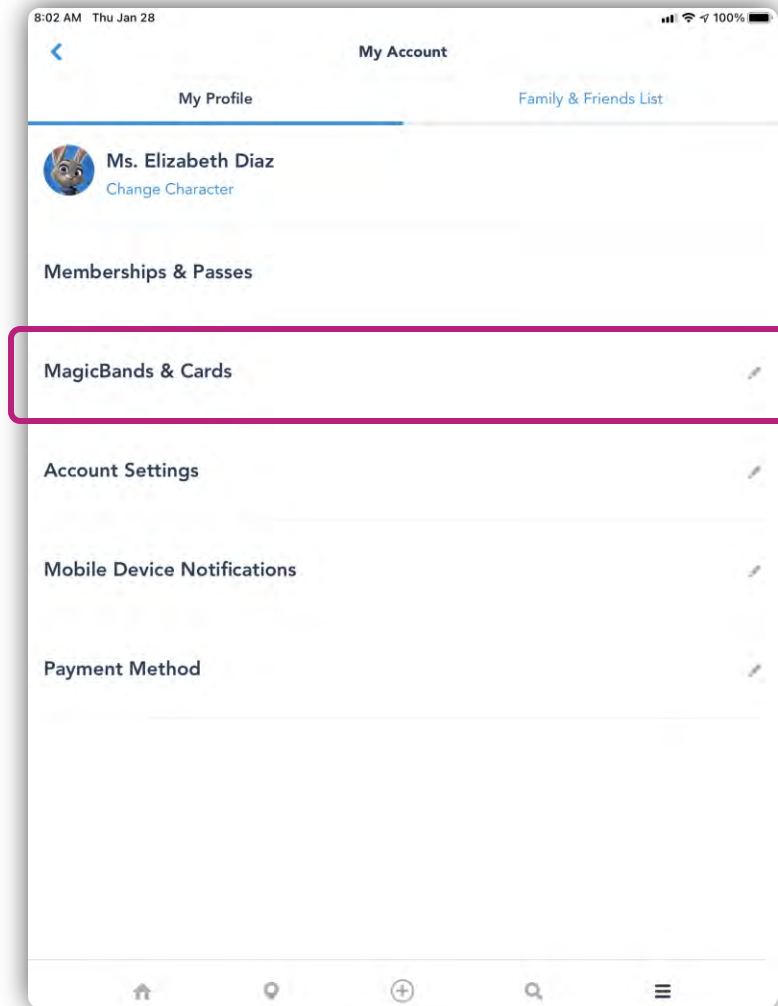
My Disney Experience App



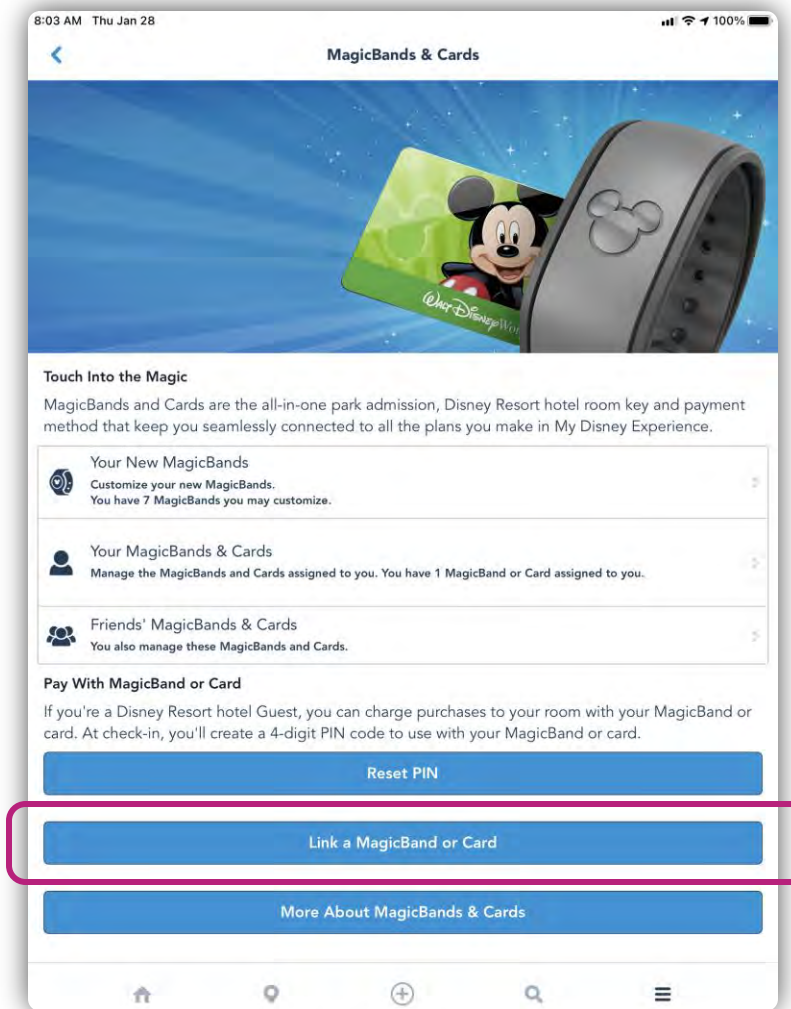
My Disney Experience App



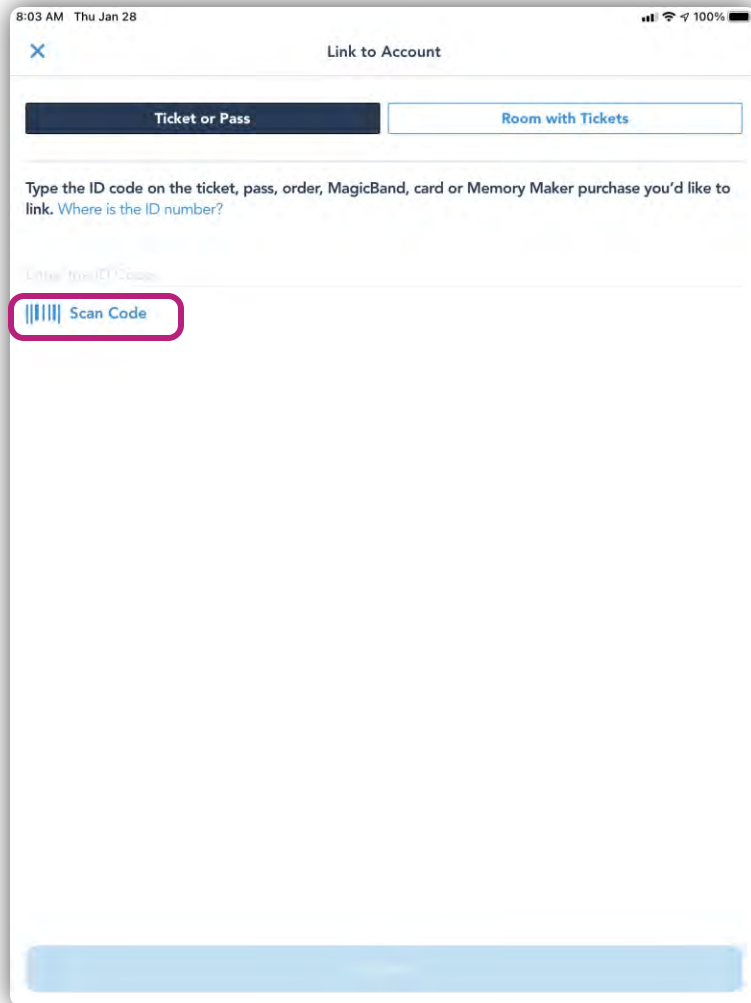
My Account Screen



MagicBands & Cards Screen



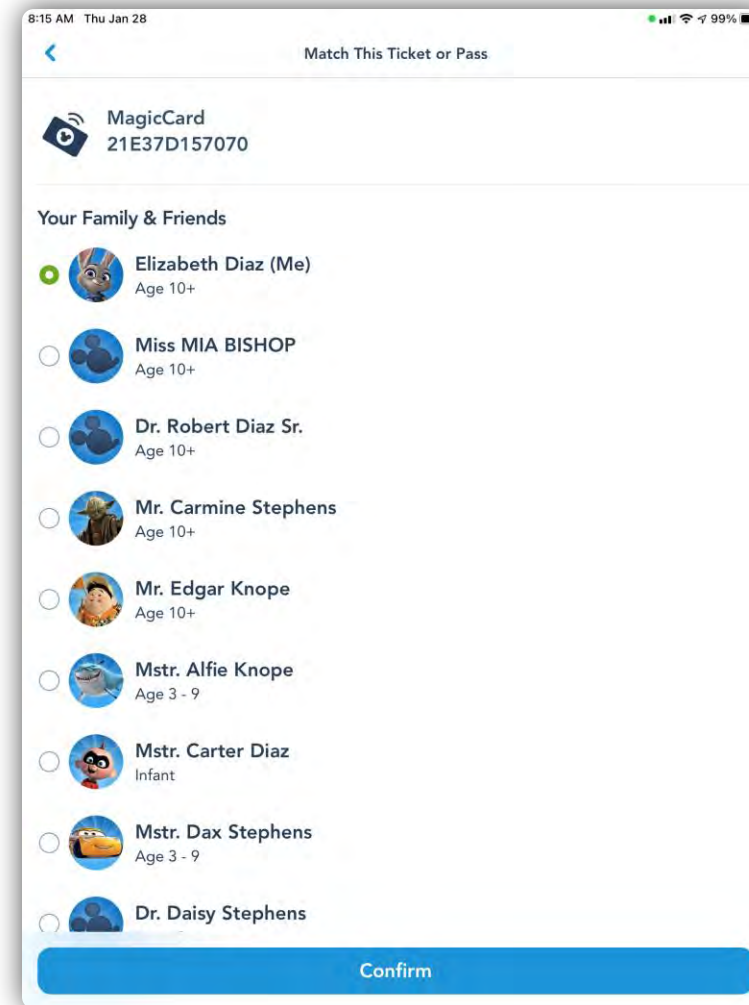
Scan Code



- Scan the QR code from the back of a piece of ticket media
 - If the QR code is invalid, enter the ID Number shown on the back of a card into the *Enter the ID Code* field and tap the **Submit** button

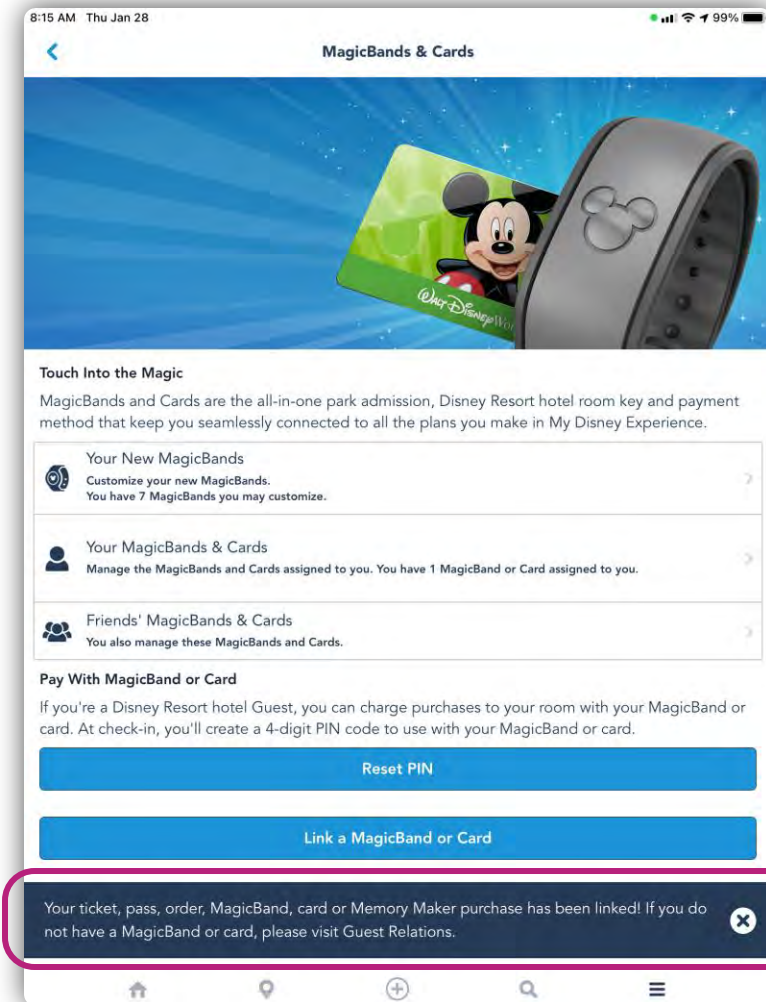
Match and Confirm Guests

- Match the ID Number to the appropriate Guest
- Tap the **Confirm** button



Distribute to Guests

- Write the appropriate Guest's name on each piece of ticket media before distribution
- Repeat this process for remaining Guests



Key Reminders

- You must have a Disney account to access *My Disney Experience* and book Park reservations.
- Each Guest ages 3 and up must have valid Park admission and a Park reservation for every date they wish to visit.
- You can book Park reservations for your entire travel party, so long as they are of the same affiliation.
 - Park reservations for travel party members who are not of the same affiliation must be booked in separate transactions.
- You must book Park reservations for each day you or your Guests wish to visit a Park.

WALT DISNEY World[®]
RESORT

Thank You!

